

“Stay Connected” with



Strain Relief Bushings

a PennEngineering® Company



Heyco® Original Strain Relief Bushings

Bell-Mouth for Flat and Round Cables

- Flared trumpet exit eases the cable into a lazy bend, prevents sharp bending, and assures longer cable and product life.
- Protects the lifeline of your electric/electronic products by absorbing the forces of pull, push, twist, and flex.
- Securely anchors, insulates, and protects cable at panel entry points.
- See page 4-38 for corresponding **Mounting Hole Plugs** which can be used to fill blank/unused Mounting Holes and thus allow for a single panel design for multiple applications.
- Consult Heyco for other wire types and sizes.
- See pages 4-27 & 4-28 for SR assembly tools.
- For Double D Mounting Hole Punches, see page 4-30.

UL Type	WILL FIT THESE CABLES		PANEL DIMENSIONS						PART NO. Black	DESC	PART DIMENSIONS				Mounting Hole Plug
	AWG/Conductors	Approximate Size	A Mounting Hole Dia.		B To Prevent Rotation		Finished Fit Panel Thickness*				C HEAD LENGTH		D BODY LENGTH		
		in. mm.	in. mm.	in. mm.	in. mm.	in. mm.	in. mm.	in. mm.	in. mm.	in. mm.	in. mm.	in. mm.			

For Flat Cables

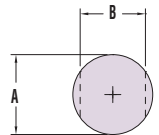
CLOCK, X & XT	20/2	.09x.18	2,3x4,6	.375	9,5	.330	8,4	.062	1,6	1020	SR 2P-5	.375	9,5	.625	15,9	consult Heyco
SPT-2	18/2	.11x.21	2,8x5,3													
SPT-1	18/2	.12x.22	3,0x5,6	.437	11,1	.390	9,9	.062	1,6	1080	SR 3P-5	.375	9,5	.625	15,9	2488
SPT-1	18/3	.12x.30	3,0x7,6													
SPT-2 & HPN	18/2	.15x.28	3,8x7,1	.500	12,7	.465	11,8	.062	1,6	1108	SR 4N-5	.406	10,3	.703	17,9	2491
	16/2	.16x.30	4,1x7,6	.500	12,7											
HPN	18/3	.15x.34	3,8x8,6	.625	15,9	.550	14,0	.125	3,2	1229	SR 6K-5	.421	10,7	.813	20,7	2497
	16/2	.16x.37	4,1x9,4													
SPT-2	16/2	.16x.30	4,1x7,6	.625	15,9	.550	14,0	.125	3,2	1229	SR 6K-5	.421	10,7	.813	20,7	2497
	16/3	.16x.41	4,1x10,4													

For Round Cables

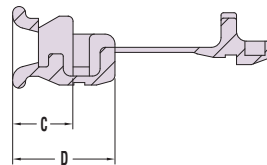
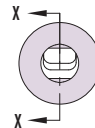
SV & SVT	18/2	.250	6,3	.500	12,7												
	18/3	.255	6,5	.500-.515	12,7-13,1												
HPD	18/2	.270	6,9	.500	12,7	.450	11,4	.062	1,6	1143	SR 5N-5	.406	10,3	.688	17,5	2491	
	16/2	.290	7,4	.500-.515	12,7-13,1												
SJ & SJT	18/2	.300	7,6	.531	13,5												
SJ, SJO & SJT	18/2	.300	7,6	.625	15,9	.550	14,0	.125	3,2	1226	SR 6P-5						
	16/2	.315	8,0	.625	15,9	.550	14,0	.125	3,2	1232	SR 6P2-5	.421	10,7	.813	20,7	2497	
	18/3	.320	8,1														
SJ	14/2	.320	8,1														
SJ, SJO & SJT	16/2	.325	8,2	.625	15,9	.550	14,0	.062	1,6	1223	SR 6N3-5	.421	10,7	.813	20,7	2497	
	18/3	.330	8,4														
	14/2	.350	8,9														
	16/3	.355	9,0														
	18/4	.360	9,1														
Same as SR 6N3-5 above except									.125	3,2	1220	SR 6P3-5	.421	10,7	.813	20,7	2497

Standard color black. Consult Heyco for white and other colors.

*Maximum Panel Thickness. Part has additional clearance. Consult Heyco for your Custom Finished Fit Panel Thickness.



MOUNTING HOLE



Quick Specs

Material
Certifications

Nylon 6/6

Recognized under the Component Program of Underwriters' Laboratories File E15331

Certified by the Canadian Standards Association File 8919

Flammability Rating
Temperature Range

94V-2

-.04°F (-18°C) to 221°F (105°C)