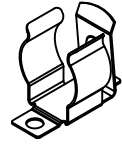
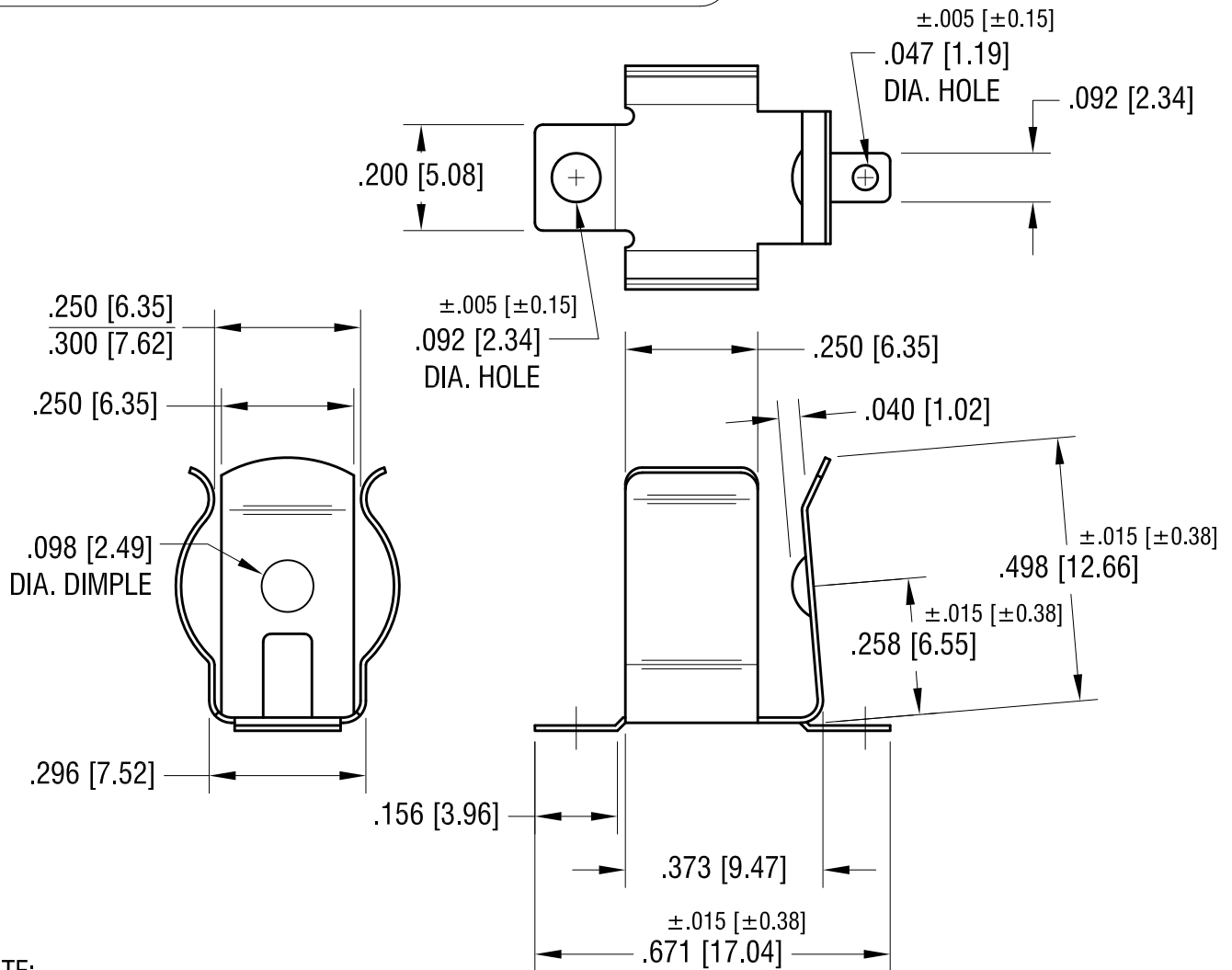
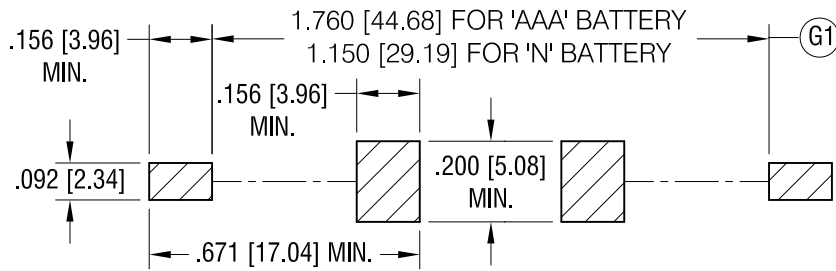


THIS DOCUMENT IS THE PROPERTY OF KEYSTONE ELECTRONICS CORP. AND SHALL NOT BE REPRODUCED, DISTRIBUTED OR USED AS A BASIS FOR MANUFACTURE WITHOUT PRIOR WRITTEN PERMISSION FROM KEYSTONE ELECTRONICS CORP.

ACTUAL SIZE



MOUNTING PAD LAYOUT. REQUIRED SPACING FOR 'AAA' OR 'N' BATTERIES



NOTE:

1. HEAT TREAT TO SPRING TEMPER.

10.06.16	CHANGE AS PER ECR 16-066	K
10.05.15	CHANGE AS PER ECN 15-111	H
6.02.15	G1 WAS 1.800/1.200 CHANGE AS PER ECN 01-000	G
1.02.08	CHANGE AS PER ECN 08-005	F
DATE	DESCRIPTION	REV.

KEYSTONE ELECTRONICS CORP.			
www.keyelco.com • NEW HYDE PARK, NY 11040 • Tel (516) 328-7500			
PART NAME		'AAA'-'N' SMT BATTERY CLIP	
MATERIAL			
.010 [0.25] TH'K ANNEALED SPRING STEEL			
FINISH		DRN BY	DATE
TIN NICKEL PLATE		BOONE	3.08.99
		APP'D	SCALE
		LN	3X
TOLERANCES		CODE	
INCH [MM]		DWG NO.	
DECIMAL ±.010 [±0.25]		55	
ANGULAR ± 1°			
UNLESS OTHERWISE SPECIFIED			