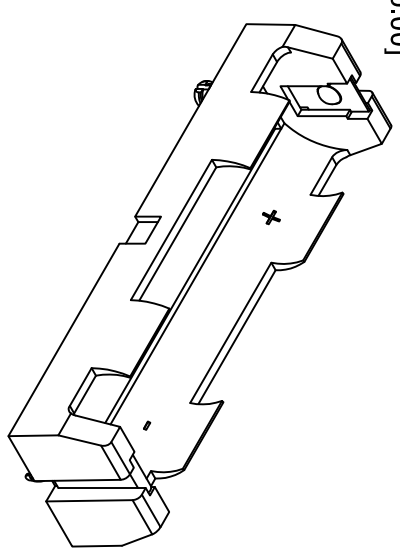
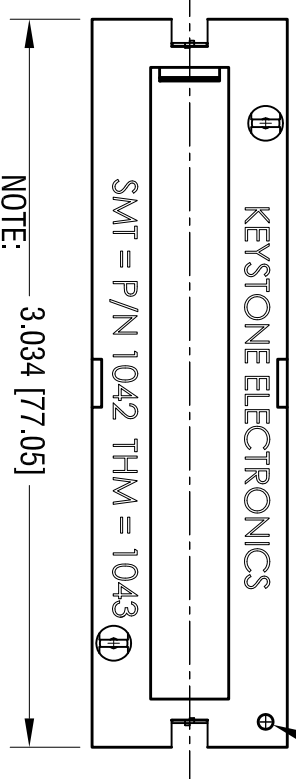
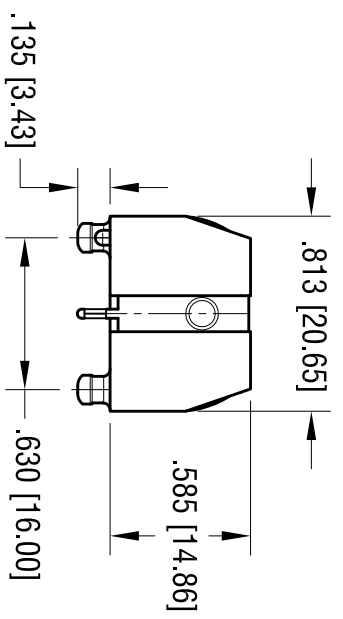
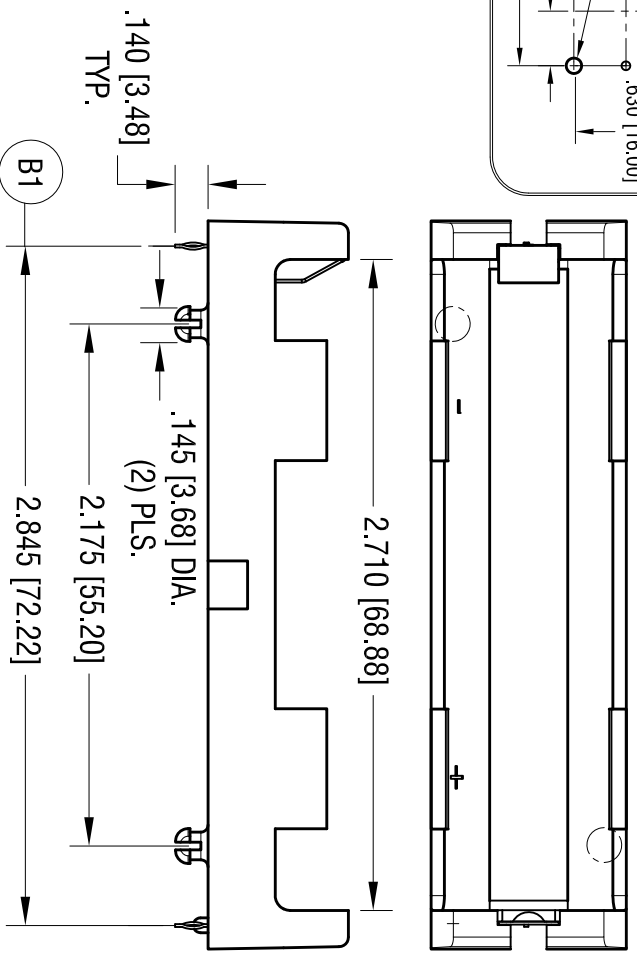
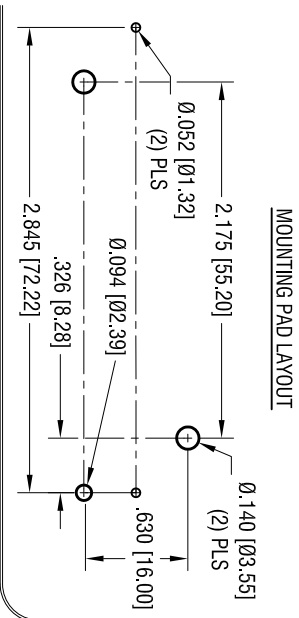


**MOUNTING PAD LAYOUT**



DATE	DESCRIPTION	REV.
10.08.13	CHANGE AS PER ECN 13-091	A
1.04.17	CHANGE AS PER ECN17-005 (B) WAS 2.822 [71.64]	B
1.18.19	ECN 19-005, BASE WAS NYLON 46	C

- NOTE:**
1. BASE:  
MAT'L: PBT (BLACK COLOR)
  2. CONTACT:  
MAT'L: .012 [0.30] THK STAINLESS STEEL  
FINISH: TIN NICKEL PLATE
  3. HOLDER DESIGNED FOR LONGER BATTERIES  
WITH BUILD IN CIRCUIT PROTECTION

**NOTE:** 3.034 [77.05]

Ø.062 [Ø1.57]  
x .062 [1.57] L.

THIS DOCUMENT IS THE PROPERTY OF  
KEYSTONE ELECTRONICS CORP. AND  
SHALL NOT BE REPRODUCED, DISTRIBUTED  
OR USED AS A BASIS FOR MANUFACTURE  
WITHOUT PRIOR WRITTEN PERMISSION  
FROM KEYSTONE ELECTRONICS CORP.

<b>KEYSTONE ELECTRONICS CORP.</b>			
www.keystec.com • NEW HYDE PARK, NY 11040 • Tel (516) 328-7500			
<b>PART NAME</b>			
THM POLARIZED HOLDER			
<b>MATERIAL</b>			
AS NOTED			
<b>FINISH</b>			
AS NOTED			
<b>TOLERANCES</b>		<b>CODE</b>	
INCH	[MM]		
DECIMAL	± .010 [± 0.25]	C	DWG NO.
ANGULAR	± 1°		<b>1043P</b>
		DRN BY	DATE
		NT	7.12.13
		App'D	SCALE
		RH	1.25X