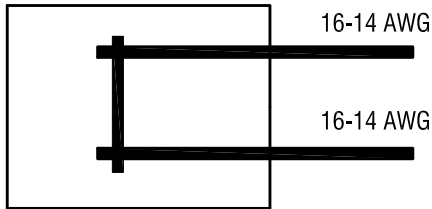
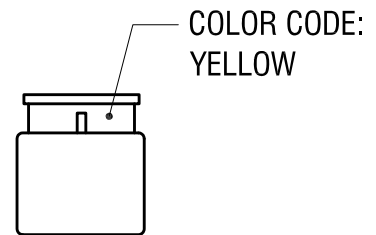
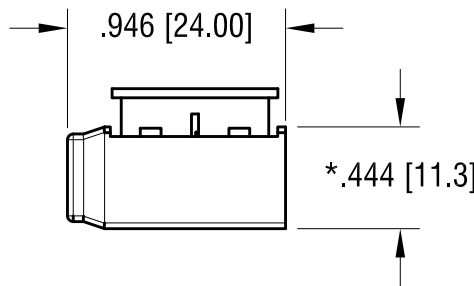
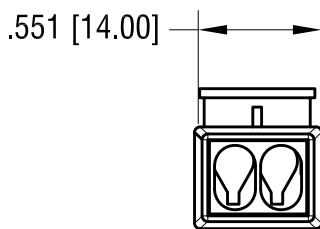
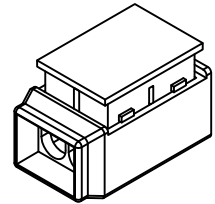


**SCHEMATIC**



THIS DOCUMENT IS THE PROPERTY OF KEYSTONE ELECTRONICS CORP. AND SHALL NOT BE REPRODUCED, DISTRIBUTED OR USED AS A BASIS FOR MANUFACTURE WITHOUT PRIOR WRITTEN PERMISSION FROM KEYSTONE ELECTRONICS CORP.

**ACTUAL SIZE:**



**NOTE:**

1. 2 PIN ONE WAY SERIES
2. INSULATION: MAT'L- POLYCARBONATE, LEXAN UL 94V-0
3. CONTACT: MAT'L- COPPER ALLOY  
FINISH- TIN PLATE, OVER NICKEL PLATE
4. FOR WIRE: SOLID WIRE  
WIRE SIZE: 16 AWG MIN. - 14 AWG MAX.
5. RATED VOLTAGE 300V  
RATED CURRENT: 20 A
6. UL LISTED: E490623

\* HEIGHT OF CLOSED CONNECTOR

<b>KEYSTONE ELECTRONICS CORP.</b>			
www.keyelco.com • NEW HYDE PARK, NY 11040 • Tel (516) 328-7500			
PART NAME			
ONE WAY SERIES WIRE CONNECTOR			
MATERIAL			
AS NOTED			
FINISH		DRN BY	DATE
AS NOTED		NT	1.06.17
		APP'D	SCALE
		LN	1.2X
TOLERANCES	INCH	[MM]	CODE
DECIMAL	± .010	[± 0.25 ]	C
ANGULAR	± 1°		UNLESS OTHERWISE SPECIFIED
DWG NO.		<b>8370</b>	

DATE	DESCRIPTION	REV.
------	-------------	------